



TO SUPPORT PEOPLE'S LIFE

---


Clinical Study Support, Inc.

## Philosophy

### TO SUPPORT PEOPLE'S LIFE

In the past few years, a variety of treatments have become available, but patients themselves ultimately choose their own treatment(s) from among various treatment approaches. Treatment selection is a crucial decision, which sometimes affects a patients' entire life. It is probably fair to state that for patients, selecting treatment(s) means making a major life choice.

Our philosophy, "TO SUPPORT PEOPLE'S LIFE", indicates that we contribute to developing a comfortable healthcare environment which enables patients to make informed decisions and optimize their treatment selection. We help them make these "life choices" by providing accurate healthcare information obtained from ethical and scientific clinical research which we help plan and support.



## Our Course of Action

We progress our business by following our 5 courses of action in order to realize our philosophy.



### Performance

We strive to provide prompt, high-quality, cost-effective services.



### Customer Focus

We always keep in mind what is important to the client by observing the overall picture objectively and comprehensively.



### Integrity

We conduct projects with a sincere attitude, in accordance with all applicable laws, ethical guidelines, and socially responsible practices.



### Commitment

We accomplish our projects responsibly, with a professional attitude.



### Communication

We construct cooperative relationships in a synergistic and creative manner by assimilating our goals and sharing information.

## Clinical Research (CR)

### Business Contents

In order to achieve high-quality clinical research, developing better research designs with the FINER (Feasibility, Interest, Novel, Ethic, and Relevance) philosophy in mind during the planning stage is essential. Our CR division supports developing research planning which fulfills the FINER objectives by providing assistance from our professional advising team, which includes clinical doctors with abundant experience in clinical research, as well as medical statisticians. In the real world, human resources, time, and funding that can be invested in clinical research are limited. We, therefore, provide solutions that meet your objectives and needs throughout the process of planning, implementing, and reporting on your research, keeping in mind the resources you have available.

### Services

**Our CR division provides a full range of support in implementation of and consultations on clinical research studies, covering clinical trials, epidemiological studies, and survey studies. Services include:**

- Study proposal, planning, and implementation
- Study office operations
- Central data monitoring
- Data management
- Statistical analysis
- Reporting
- Development of electronic data capture (EDC) and treatment allocation systems

**Questionnaire development for assessing quality of life (QOL), patient satisfaction etc.**

- Questionnaire development, including translated versions
- Validity and reliability assessments of questionnaires

#### R&D Solution

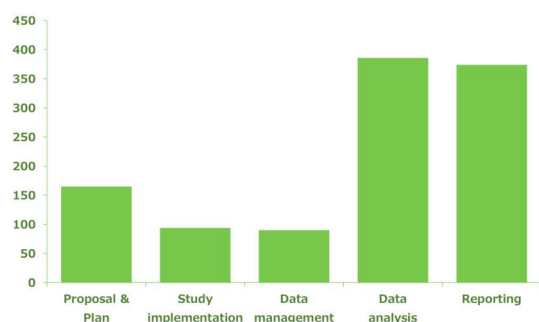
- Support in designing, proposing, and/or conducting development research of medical supply, medical devices, assistant device technology health appliances and functional foods creating high-value in the healthcare field
- Support for developing teams and human resources to enable research and development in the areas stated above

## Clinical Research (CR)

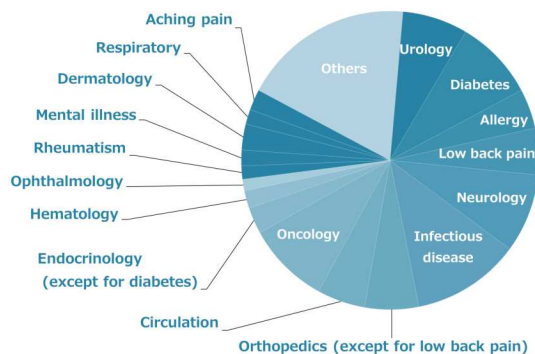
### Experience

As of Jun. 30, 2025

[Clinical research] Number of projects contracted

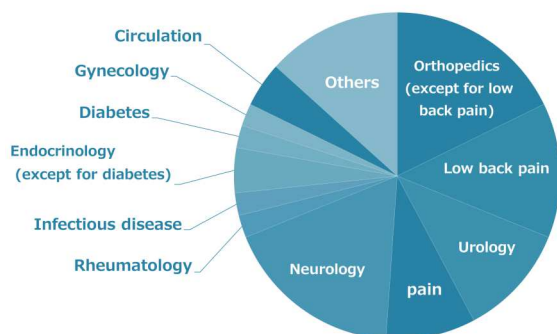


[Clinical research] Contracts by area



### Questionnaire development

[Questionnaire development] Contracts by area




### R&D Solution

- 2012 Project (subsidized by the Chubu Bureau of Economy, Trade, and Industry)
- 2012 Project (commissioned by the Gifu Research & Development Foundation)
- 2012 Project (commissioned by the City of Nagoya)
- 2011 Project (subsidized by the Chubu Bureau of Economy, Trade, and Industry)
- 2011 Project (commissioned by the Mie Prefectural Government)
- 2010 Project (commissioned by the Chubu Bureau of Economy, Trade, and Industry)

# CORPORATE PROFILE

## Corporate Profile

<b>Company name</b>	Clinical Study Support, Inc.
<b>Location</b>	[Head Office] Sakae Plaza Bldg. 2F, 1-10-9 Higashisakura, Higashi-ku, Nagoya-shi, Aichi 461-0005, Japan TEL: +81-52-228-1917 / FAX: +81-52-228-1918
<b>Date of foundation</b>	April 8, 2004
<b>Capital</b>	53.4 million JPY
<b>Chief executive</b>	Ken Takanashi
<b>Divisions</b>	Clinical Research



## Corporate History

<b>April 2004</b>	Clinical Study Support, Ltd. opened the first office in Kuwana, Japan.
<b>June 2006</b>	Clinical Study Support, Ltd. changed its trade name to Clinical Study Support, Inc. (CSS) and relocated to Chikusa, Nagoya, Japan.
<b>September 2006</b>	CSS signed a joint venture partnership with Shin Nippon Biomedical Laboratories, Ltd. The capital was increased to 53.4 million JPY.
<b>May 2015</b>	Corporate headquarters was relocated to the current address (Naka-ku, Nagoya, Japan).
<b>January 2018</b>	CSS transferred its SMO business to Shin Nippon Biomedical Laboratories SMO, Ltd.
<b>November 2022</b>	Tatsuya Isomura appointed as Founder Director and CVO. Norimasa Kikuchi (Co-Founder) appointed as President and CEO.
<b>December 2023</b>	Ken Takanashi appointed as Chairman and President and CEO.
<b>February 2024</b>	Corporate headquarters was relocated to the current address (Higashi-ku, Nagoya, Japan).

## Access

### By train

2 minutes walk from Hisayaodori Subway Station.  
5 minutes walk from Sakae Subway Station.

### By car

No on-site parking is available. Please use the nearby pay parking lots.